

# expo QA 24

MADRID  
May 28th,  
29th, 30th  
2024



[expoqa.com](http://expoqa.com)



Raquel Vilas

Technical Manager SW Testing



[www.linkedin.com/in/raquelvi](https://www.linkedin.com/in/raquelvi)



Este mes, celebra Sant Jordi  
**Suscríbete a un  
precio de leyenda**



**30€**  
/año

Date de alta

OFERTA

P+ Digital  
**7€/mes**

Tu tarifa mensual

- + Acceso ilimitado a todo el contenido web
- + Acceso a la edición impresa digital
- + Ventajas exclusivas Tarjeta P+
- + Descuentos y promociones

SUSCRÍBETE

P+ Digital  
**30€/año**

Especial Sant Jordi

67€/AÑO

- + Acceso ilimitado a todo el contenido web
- + Acceso a la edición impresa digital
- + Ventajas exclusivas Tarjeta P+
- + Descuentos y promociones

SUSCRÍBETE

Papel+Digital  
**15€/mes**

28% dto.

21€/MES

- + Acceso ilimitado a todo el contenido web
- + Acceso a la edición impresa digital
- + Ventajas exclusivas Tarjeta P+
- + Descuentos y promociones

SUSCRÍBETE

Porque te interesa.

**LA VANGUARDIA**

Información para comprender  
un mundo difícil de entender.

Suscríbete por 4€/mes

Pago único de 48€ el primer año.



**Suscríbete por 4€ al mes**

1. Acceso ilimitado a la web
2. Lee el diario de papel en digital
3. Cientos de descuentos con el Club Vanguardia
4. Acceso exclusivo a Podcasts, pasatiempos y lectura en audio de todas las noticias

SW Release  
Kick-off

SHIFT-LEFT

Merge into  
production

SHIFT-RIGHT



PREPRODUCTION ENVIRONMENT

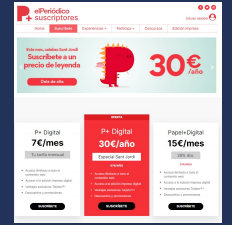
PRODUCTION

SW Release  
Kick-off

SHIFT-LEFT

Merge into  
production

SHIFT-RIGHT



UX team gets  
real data  
to validate designs

PREPRODUCTION ENVIRONMENT

PRODUCTION



HOLLYWOOD



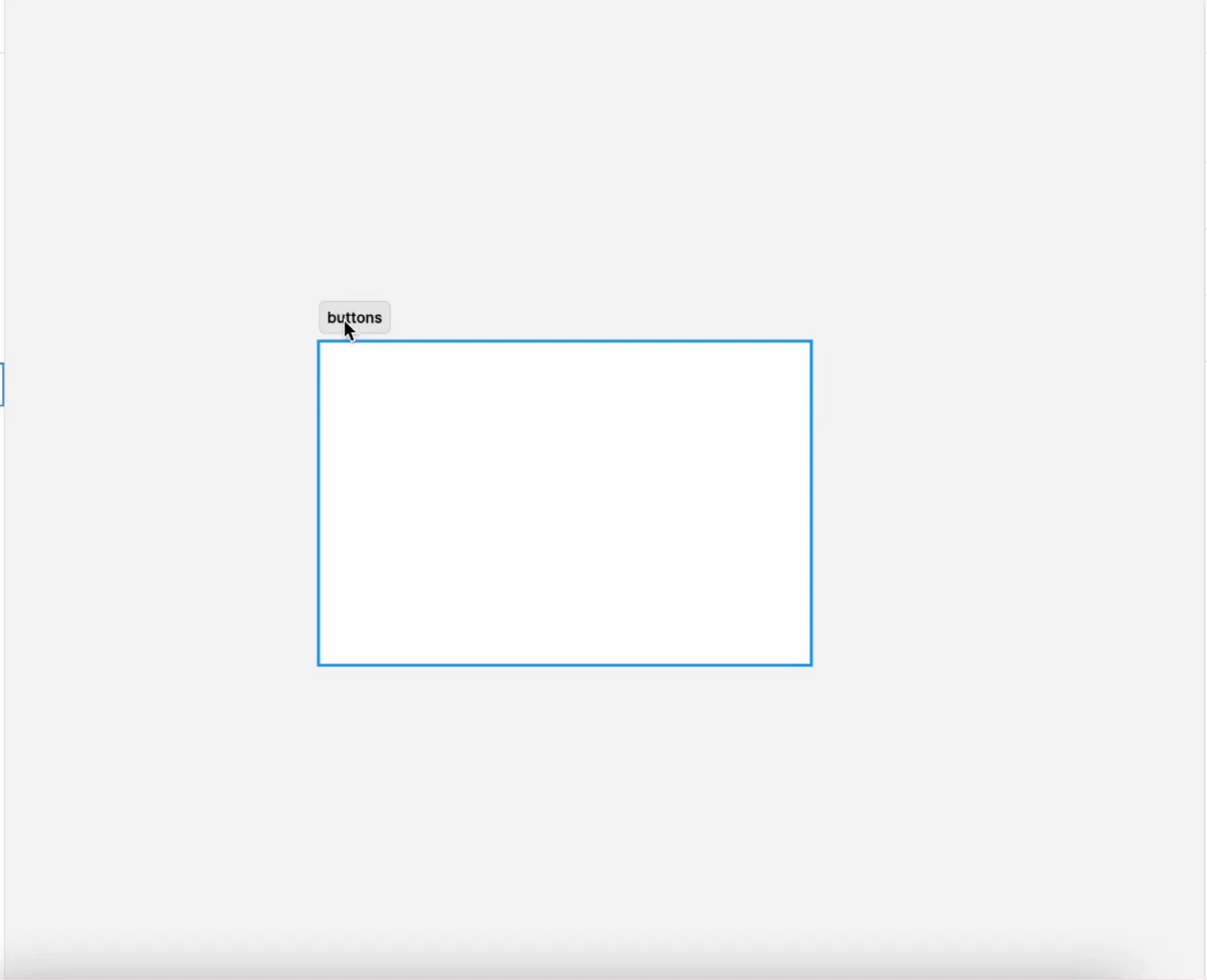
Layers Assets Components

Pages +

- Components
- Login

---

- buttons
- keyboard



Design Prototype

Page

- F5F5F5 100% [Eye icon]

Local variables [Swap icon]

Local styles +

Export +







**Functional Specifications**

**User Needs & Business objectives**

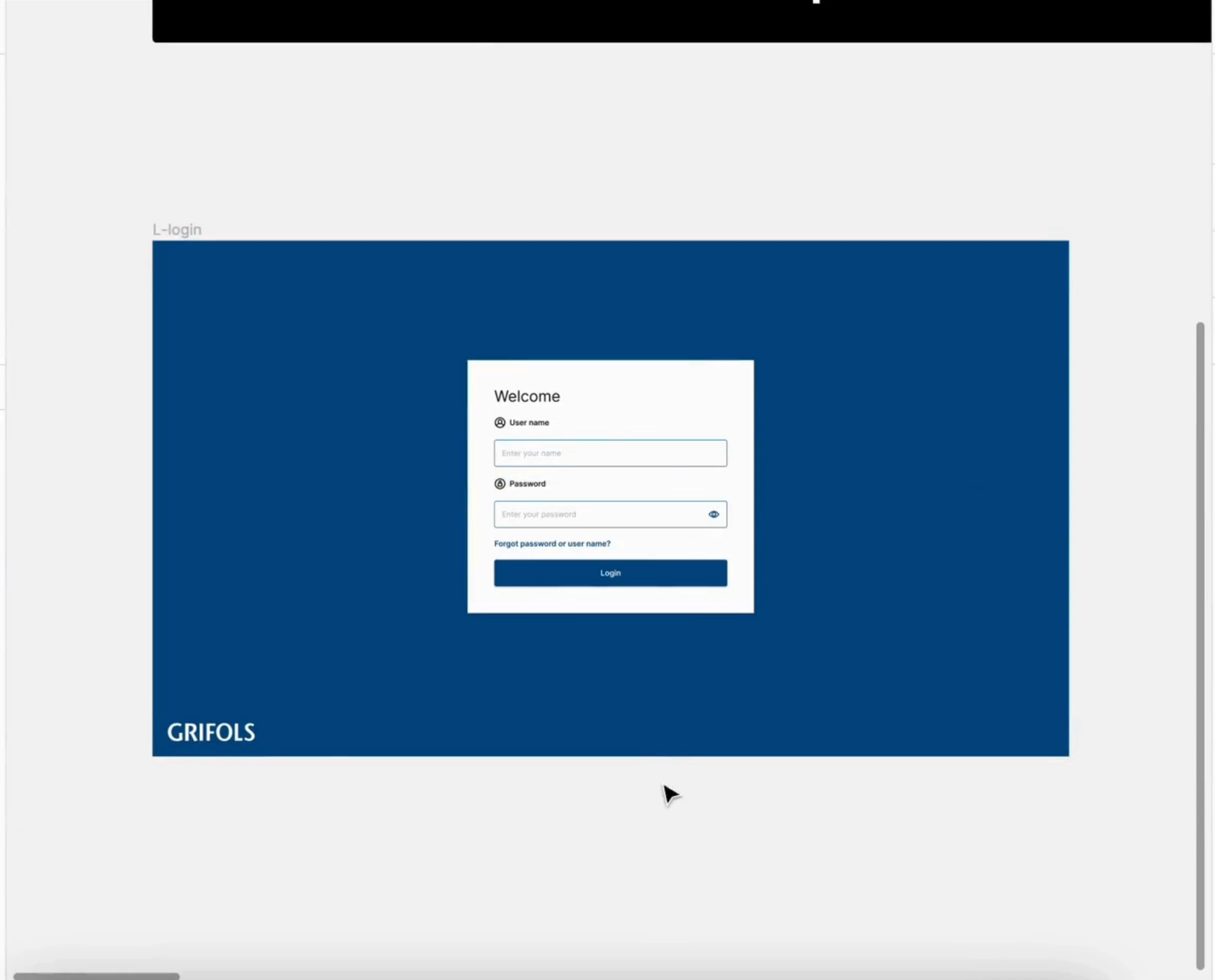
**Visual Design**

**Interface Design**

**Interaction Design**


**Information Architecture**





A picture is worth a  
thousand words, so a  
prototype is worth  
even more than that





Lo que entendió el líder del proyecto

El diseño del analista de sistemas

El enfoque del programador

Lo que entendió el líder del proyecto

El diseño del analista de sistemas

El enfoque del programador

La recomendación del consultor externo

Lo que entendió el líder del proyecto

El diseño del analista de sistemas

El enfoque del programador

La recomendación del consultor externo

La implantación y producción

El presupuesto del proyecto

Lo que entendió el líder del proyecto

El diseño del analista de sistemas

El enfoque del programador

La recomendación del consultor externo

Lo que entendió el líder del proyecto

El diseño del analista de sistemas

El enfoque del programador

La recomendación del consultor externo

La solicitud del usuario

Lo que entendió el líder del proyecto

El diseño del analista de sistemas

El presupuesto del proyecto

El soporte

La implantación

El presupuesto

El soporte operativo

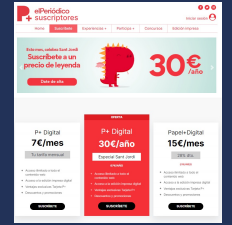
Lo que el usuario

SW Release  
Kick-off

SHIFT-LEFT

Merge into  
production

SHIFT-RIGHT



UX team gets  
real data  
to validate designs

PREPRODUCTION ENVIRONMENT

PRODUCTION



SW Release  
Kick-off

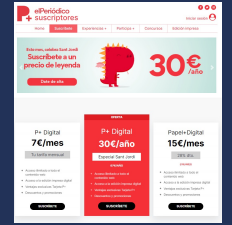
SHIFT-LEFT

Merge into  
production

SHIFT-RIGHT



UX team  
validate design  
with users  
using  
prototypes



UX team gets  
real data  
to validate designs

PREPRODUCTION ENVIRONMENT

PRODUCTION

SW Release  
Kick-off

SHIFT-LEFT

Merge into  
production

SHIFT-RIGHT



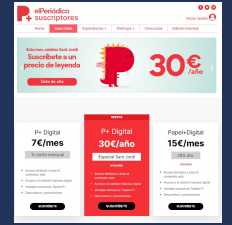
UX team  
validate design  
with users  
using  
prototypes



Testing team  
validate UX  
design  
fits all use  
cases

F  
S  
n  
i  
p  
s  
n  
e  
c  
i  
f  
i  
c  
a  
t  
i  
o

PREPRODUCTION ENVIRONMENT



UX team gets  
real data  
to validate designs

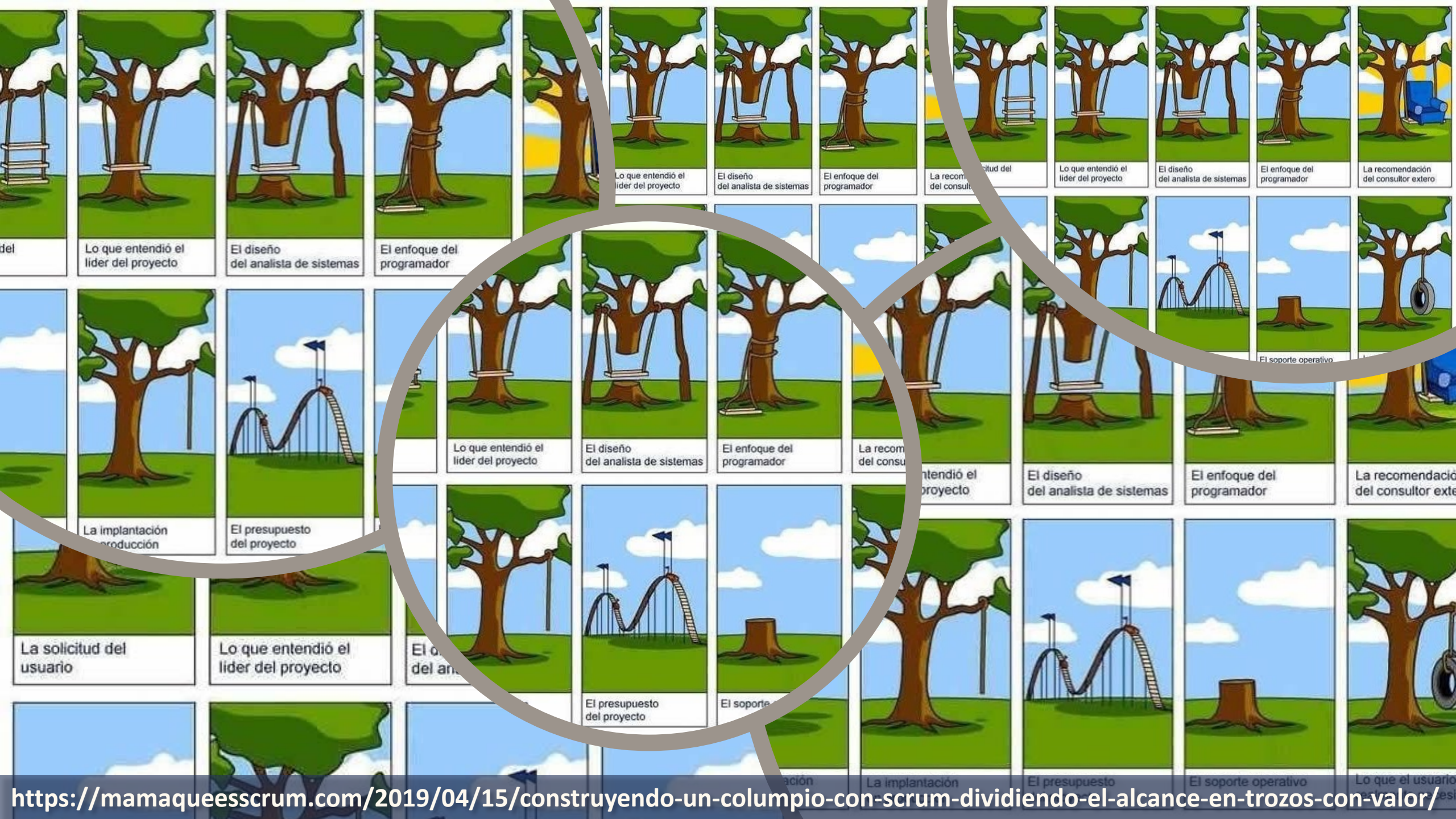
PRODUCTION





A picture is worth a  
thousand words, so a  
prototype is worth  
even more than that







A picture is worth a  
thousand words, so a  
prototype is worth  
even more than that

WE WERE SO AGGRESSIVE IN OUR QUEST TO  
SHIFT LEFT, WE NOW TEST AND FIND  
DEFECTS BEFORE WE GATHER REQUIREMENTS.

**SHIFT LEFT**



REQUIREMENTS ANALYSIS

DEVELOPMENT

QUALITY ASSURANCE



MODERNANALYST.COM

SMART GOLDEN  
RULE:

Involve testing team  
in UX processes to  
prototype the  
completeness of use  
cases during the  
design phase.

Be so aggressive like  
in the meme.



For medical devices,  
quality is not an  
option.



SW Release  
Kick-off

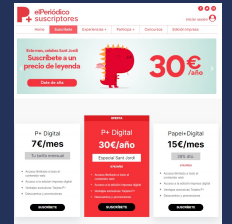
SHIFT-LEFT

Merge into  
production

SHIFT-RIGHT



PREPRODUCTION ENVIRONMENT



UX team gets  
real data  
to validate designs

PRODUCTION

SW Release  
Kick-off

SHIFT-LEFT

SHIFT-LEFT


Merge into  
production

Merge into  
production

SHIFT-RIGHT



UX team  
validate design  
with users  
using  
prototypes

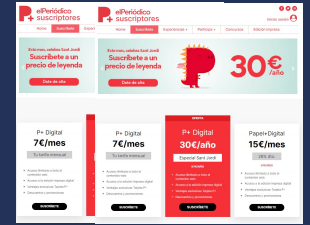


o  
i  
t  
a  
c  
f



Testing team  
validate UX  
design  
fits all use  
cases

s  
n  
p  
s  
e  
c  
i  
f  
i  
c  
a  
t  
i  
o



UX team gets  
real data  
to validate designs

PREPRODUCTION ENVIRONMENT

PRODUCTION ENVIRONMENT

SW Release  
Kick-off

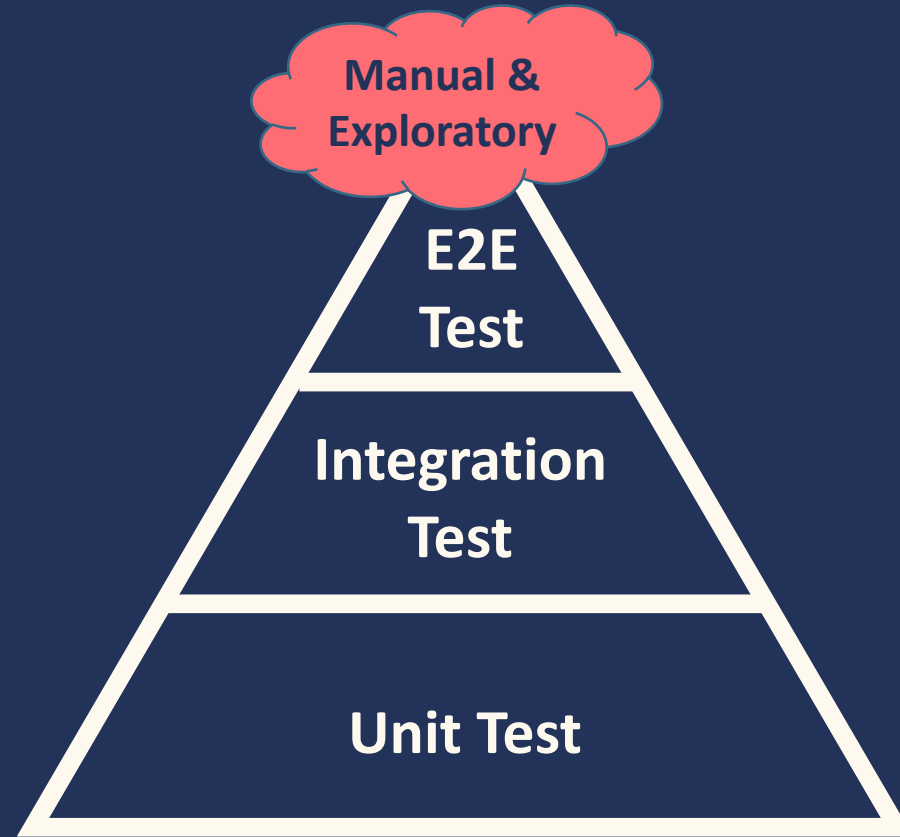

SHIFT-LEFT

Merge into  
production

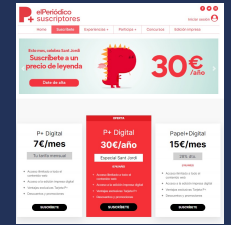
SHIFT-RIGHT



S  
n  
p  
s  
e  
c  
i  
f  
i  
c  
a  
t  
i  
o



PREPRODUCTION ENVIRONMENT



PRODUCTION



SW Release  
Kick-off

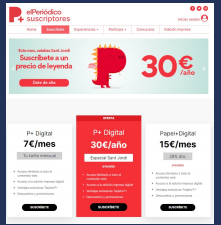
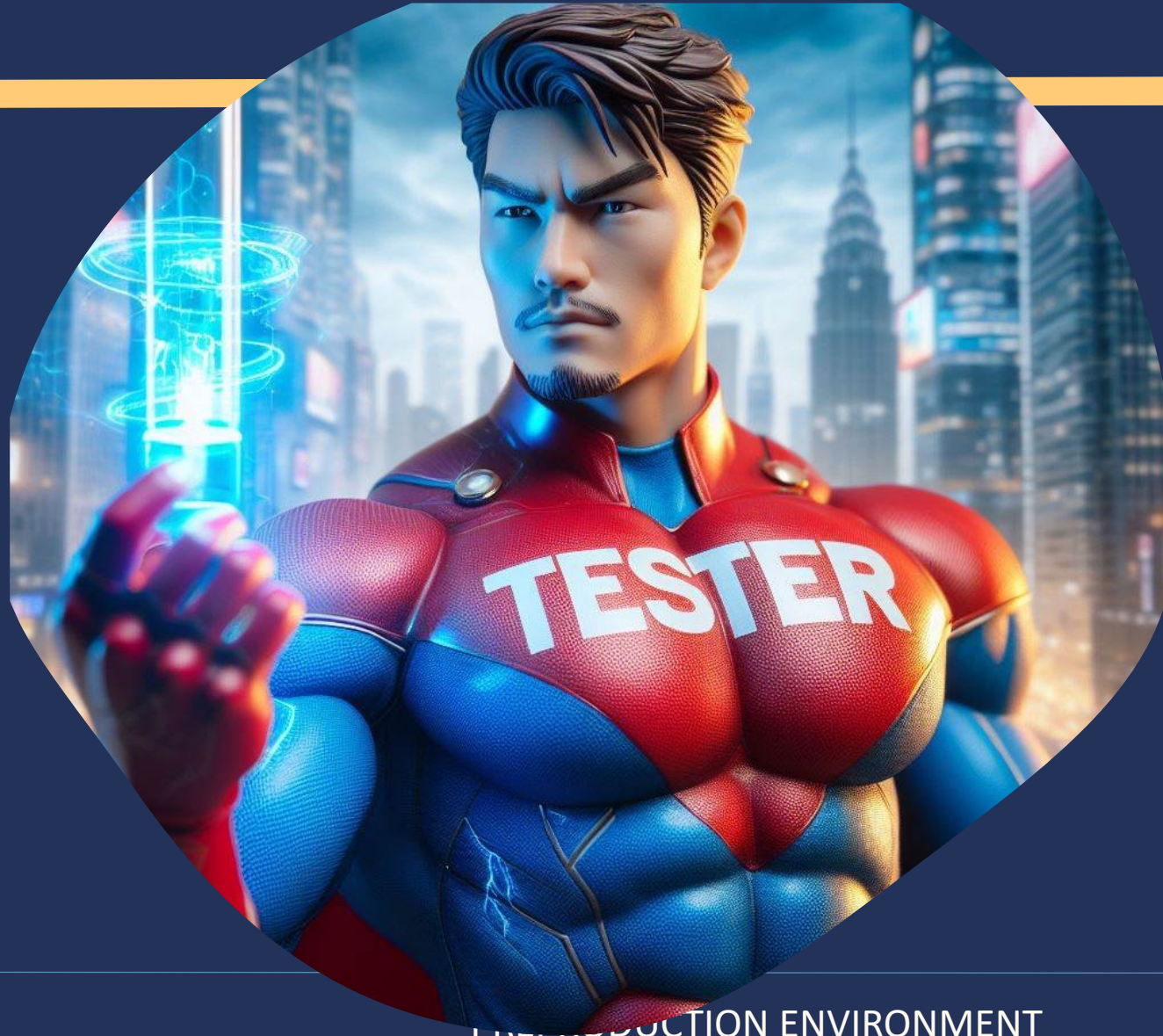

SHIFT-LEFT

Merge into  
production

SHIFT-RIGHT



S  
n  
p  
e  
c  
i  
f  
i  
c  
a  
t  
i  
o



DEVELOPMENT ENVIRONMENT


PRODUCTION

SW Release  
Kick-off

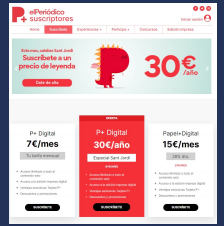
SHIFT-LEFT

Merge into  
production

SHIFT-RIGHT



S  
n  
p  
e  
c  
i  
f  
i  
c  
a  
t  
i  
o



PREPRODUCTION ENVIRONMENT

PRODUCTION



SW Release  
Kick-off

SHIFT-LEFT

Merge into  
production

SHIFT-RIGHT

Exploratory  
Testing



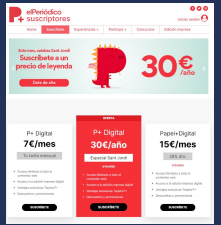
+



S  
n  
p  
s  
e  
c  
i  
f  
i  
c  
a  
t  
i  
o

U  
n  
i  
t  
e  
g  
r  
a  
t  
i  
o  
  
T  
e  
s  
t  
s

R  
E  
S  
T  
A  
P  
I  
  
T  
e  
s  
t  
s  
t  
o  
  
E  
n  
d



PREPRODUCTION ENVIRONMENT

PRODUCTION



SW Release  
Kick-off

SHIFT-LEFT


Merge into  
production

SHIFT-RIGHT

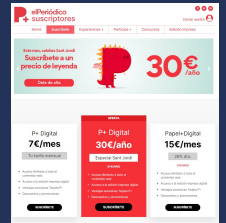
Exploratory  
Testing

## SMART SHIFT-LEFT

- 1) Unit and Integration tests are done by developers
- 2) Unit and Integration tests functional coverage are reviewed by testing team in collaboration with development teams.
- 3) Testing team performs a SMART shift-right exploratory testing



S  
n  
p  
e  
c  
i  
f  
i  
c  
a  
t  
i  
o



PREPRODUCTION ENVIRONMENT

PRODUCTION

SW Release  
Kick-off

SHIFT-LEFT


Merge into  
production

SHIFT-RIGHT

Exploratory  
Testing



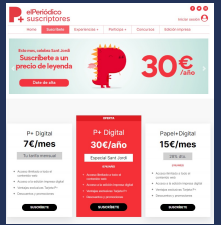
+



S  
n  
p  
s  
e  
c  
i  
f  
i  
c  
a  
t  
i  
o

U  
n  
i  
t  
e  
g  
r  
a  
t  
i  
o  
  
T  
e  
s  
t  
s

R  
E  
S  
T  
A  
P  
I  
  
T  
e  
s  
t  
s  
  
E  
n  
d  
  
E  
n  
d



PREPRODUCTION ENVIRONMENT

PRODUCTION

SW Release  
Kick-off

SHIFT-LEFT

Merge into  
production

SHIFT-RIGHT

Exploratory  
Testing



S  
n  
p  
e  
c  
i  
f  
i  
c  
a  
t  
i  
o

+



Frontend

REST

Backend

Firmware



PREPRODUCTION ENVIRONMENT

PRODUCTION



SW Release  
Kick-off

SHIFT-LEFT

Merge into  
production


SHIFT-RIGHT

Exploratory  
Testing



S  
n  
p  
e  
c  
i  
f  
i  
c  
a  
t  
i  
o

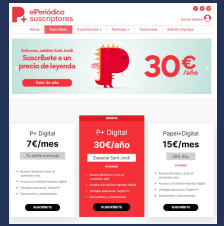
+



Frontend

REST

Backend



PREPRODUCTION ENVIRONMENT

PRODUCTION

SW Release  
Kick-off

SHIFT-LEFT

Merge into  
production


SHIFT-RIGHT

Exploratory  
Testing



S  
n  
p  
e  
c  
i  
f  
i  
c  
a  
t  
i  
o

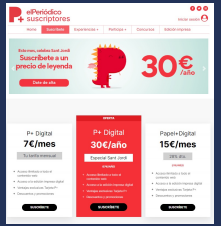
+



Frontend

REST

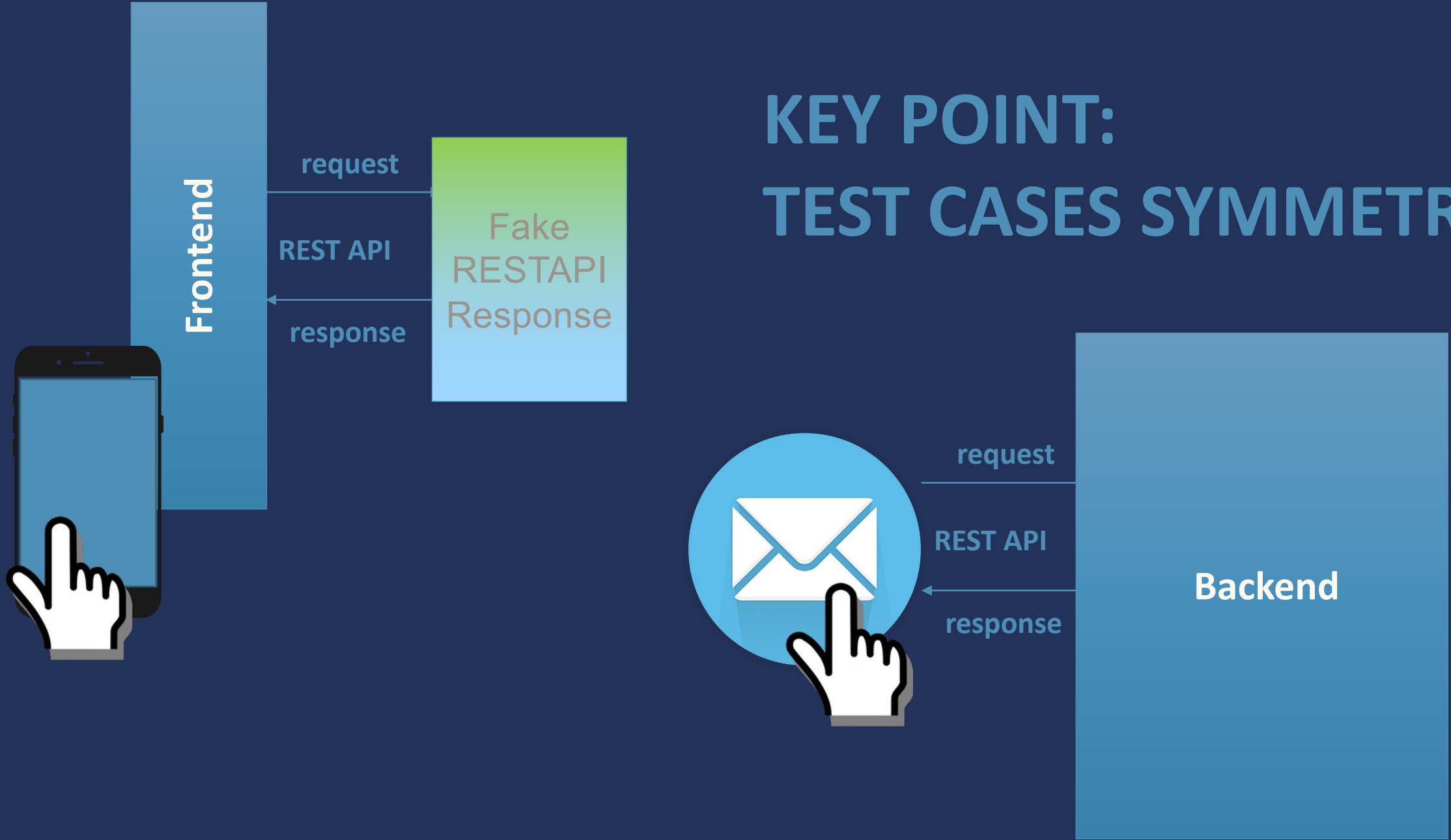
Backend



PREPRODUCTION ENVIRONMENT

PRODUCTION

# KEY POINT: TEST CASES SYMMETRY!





SW Release  
Kick-off

SHIFT-LEFT


Merge into  
production

SHIFT-RIGHT

Exploratory  
Testing



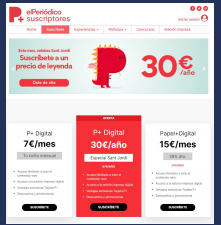
S  
n  
p  
s  
e  
c  
i  
f  
i  
c  
a  
t  
i  
o



## THIRD GOLDEN RULE SMART SHIFT-LEFT OR SMART “SHIFT-RIGHTING”

Be Smart and take the context into consideration. In the preproduction environment, shift-left as much as possible but smartly shift-righting if necessary, and consider the whole system when planning releases.

Be efficient and take communications control using symmetry in your test cases, and testing team can control integrations before they are performed.



PREPRODUCTION ENVIRONMENT

PRODUCTION

SW Release  
Kick-off

SHIFT-LEFT

Merge into  
production

SHIFT-RIGHT



## THREE GOLDEN RULES FOR A SMART SHIFT-LEFT STRATEGY

- 1) Analyze your context and architecture and prepare the best strategy that fits it, shift left as much as possible but smart shift-righting if necessary. Test integrations before they being performed.
- 2) Be sure, each team is focused on what they should focus, to complement instead of overlap.
- 3) QA teams play a strategic role between development and UX teams. This is something that chat gpt cannot do for you! Take advantage of it.

PREPRODUCTION ENVIRONMENT

PRODUCTION



# expo IQA 24

MADRID  
May 28th,  
29th, 30th  
2024

Thank you for attending

[expoqa.com](https://expoqa.com)